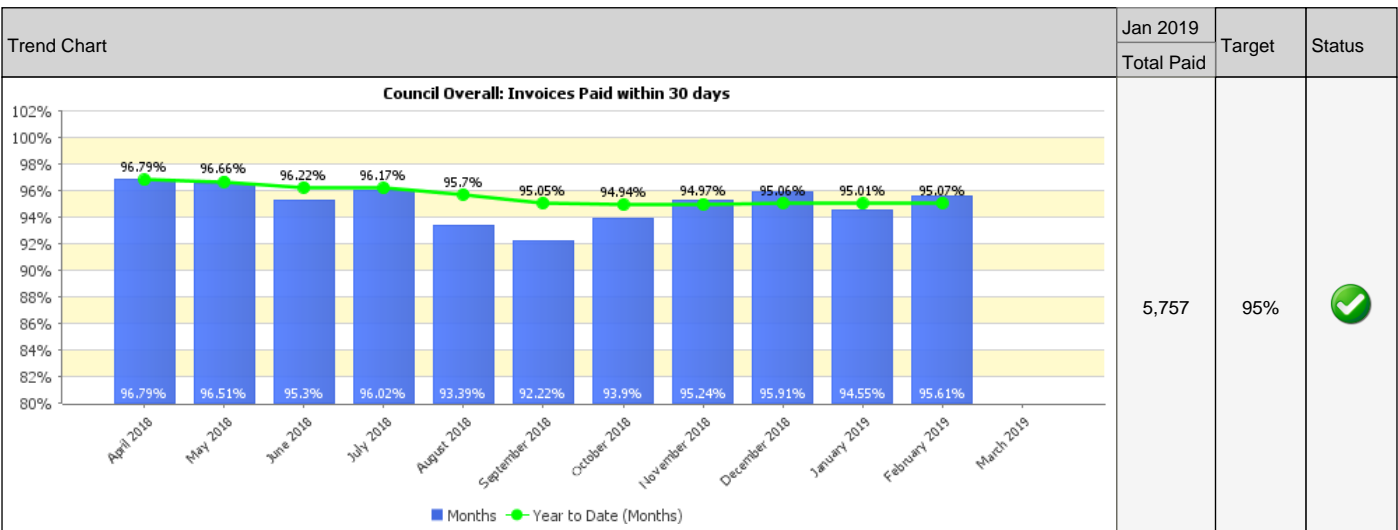


Payment of Invoices - % Paid within 30 days 2018/19

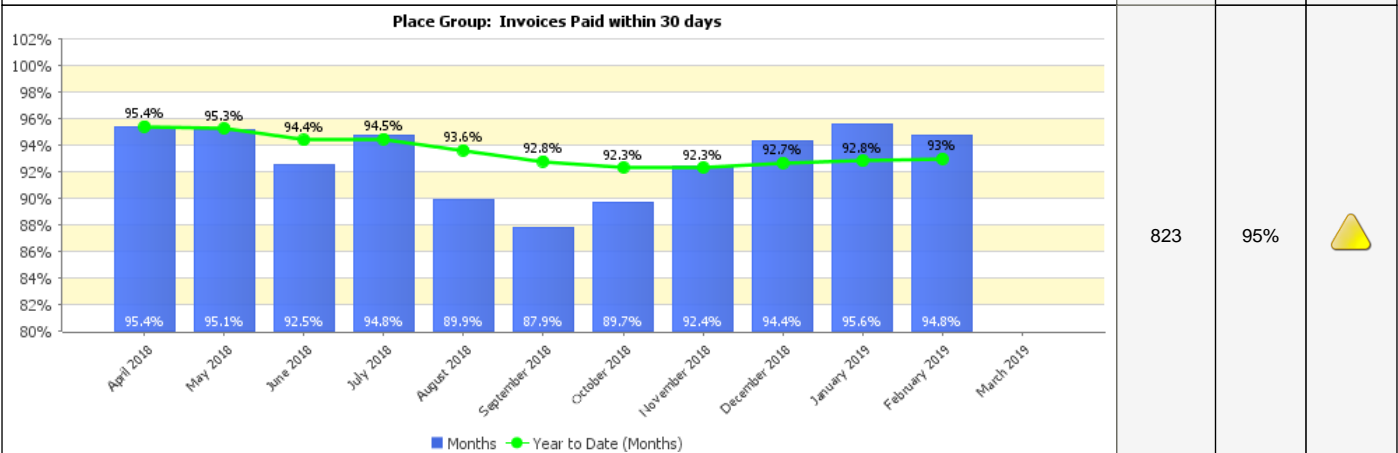
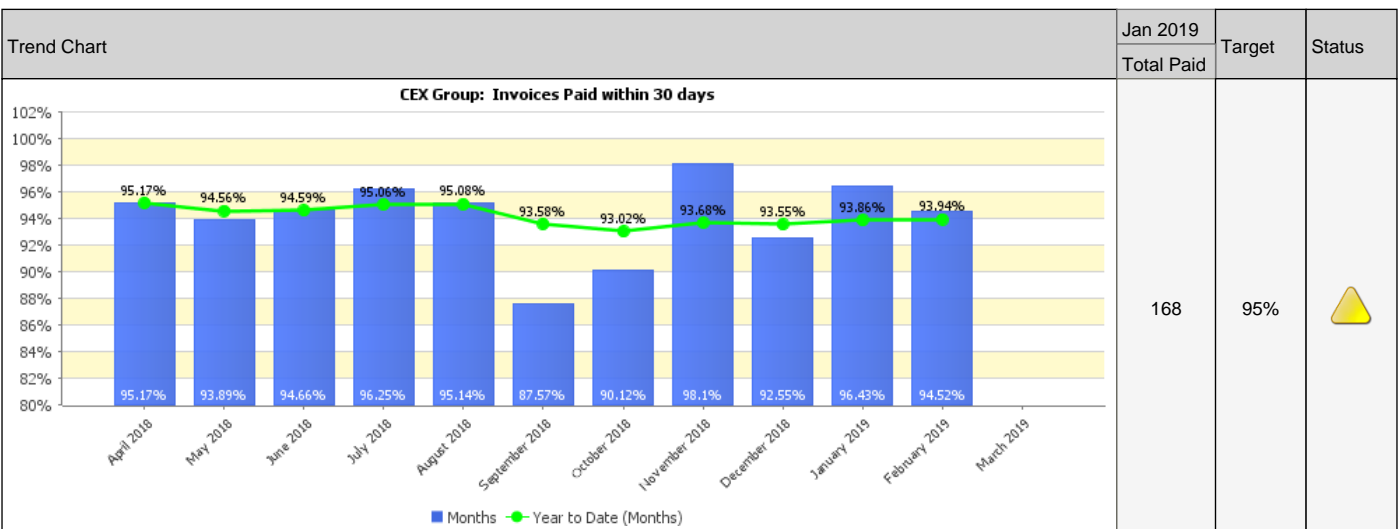


Generated on: 13 March 2019

1. Council Overall



2. Data by Department



Trend Chart	Jan 2019	Target	Status																																				
	Total Paid																																						
<p>Resources Group: Invoices Paid within 30 days</p> <table border="1"> <caption>Resources Group: Invoices Paid within 30 days</caption> <thead> <tr> <th>Month</th> <th>Months (%)</th> <th>Year to Date (Months) (%)</th> </tr> </thead> <tbody> <tr><td>April 2018</td><td>97.4%</td><td>97.4%</td></tr> <tr><td>May 2018</td><td>96.65%</td><td>97.02%</td></tr> <tr><td>June 2018</td><td>98.33%</td><td>97.56%</td></tr> <tr><td>July 2018</td><td>96.83%</td><td>97.39%</td></tr> <tr><td>August 2018</td><td>96.88%</td><td>97.32%</td></tr> <tr><td>September 2018</td><td>95.05%</td><td>96.56%</td></tr> <tr><td>October 2018</td><td>97.05%</td><td>96.87%</td></tr> <tr><td>November 2018</td><td>96.91%</td><td>96.88%</td></tr> <tr><td>December 2018</td><td>96.46%</td><td>96.82%</td></tr> <tr><td>January 2019</td><td>95.45%</td><td>96.75%</td></tr> <tr><td>February 2019</td><td>97.46%</td><td>96.81%</td></tr> </tbody> </table>	Month	Months (%)	Year to Date (Months) (%)	April 2018	97.4%	97.4%	May 2018	96.65%	97.02%	June 2018	98.33%	97.56%	July 2018	96.83%	97.39%	August 2018	96.88%	97.32%	September 2018	95.05%	96.56%	October 2018	97.05%	96.87%	November 2018	96.91%	96.88%	December 2018	96.46%	96.82%	January 2019	95.45%	96.75%	February 2019	97.46%	96.81%	659	95%	
Month	Months (%)	Year to Date (Months) (%)																																					
April 2018	97.4%	97.4%																																					
May 2018	96.65%	97.02%																																					
June 2018	98.33%	97.56%																																					
July 2018	96.83%	97.39%																																					
August 2018	96.88%	97.32%																																					
September 2018	95.05%	96.56%																																					
October 2018	97.05%	96.87%																																					
November 2018	96.91%	96.88%																																					
December 2018	96.46%	96.82%																																					
January 2019	95.45%	96.75%																																					
February 2019	97.46%	96.81%																																					
<p>People Group: Invoices Paid within 30 days</p> <table border="1"> <caption>People Group: Invoices Paid within 30 days</caption> <thead> <tr> <th>Month</th> <th>Months (%)</th> <th>Year to Date (Months) (%)</th> </tr> </thead> <tbody> <tr><td>April 2018</td><td>96.95%</td><td>96.95%</td></tr> <tr><td>May 2018</td><td>96.86%</td><td>96.91%</td></tr> <tr><td>June 2018</td><td>94.87%</td><td>96.31%</td></tr> <tr><td>July 2018</td><td>96.08%</td><td>96.25%</td></tr> <tr><td>August 2018</td><td>93.45%</td><td>95.76%</td></tr> <tr><td>September 2018</td><td>92.3%</td><td>95.19%</td></tr> <tr><td>October 2018</td><td>94.18%</td><td>95.05%</td></tr> <tr><td>November 2018</td><td>95.37%</td><td>95.09%</td></tr> <tr><td>December 2018</td><td>96.23%</td><td>95.29%</td></tr> <tr><td>January 2019</td><td>94.11%</td><td>95.1%</td></tr> <tr><td>February 2019</td><td>95.46%</td><td>95.13%</td></tr> </tbody> </table>	Month	Months (%)	Year to Date (Months) (%)	April 2018	96.95%	96.95%	May 2018	96.86%	96.91%	June 2018	94.87%	96.31%	July 2018	96.08%	96.25%	August 2018	93.45%	95.76%	September 2018	92.3%	95.19%	October 2018	94.18%	95.05%	November 2018	95.37%	95.09%	December 2018	96.23%	95.29%	January 2019	94.11%	95.1%	February 2019	95.46%	95.13%	4,107		
Month	Months (%)	Year to Date (Months) (%)																																					
April 2018	96.95%	96.95%																																					
May 2018	96.86%	96.91%																																					
June 2018	94.87%	96.31%																																					
July 2018	96.08%	96.25%																																					
August 2018	93.45%	95.76%																																					
September 2018	92.3%	95.19%																																					
October 2018	94.18%	95.05%																																					
November 2018	95.37%	95.09%																																					
December 2018	96.23%	95.29%																																					
January 2019	94.11%	95.1%																																					
February 2019	95.46%	95.13%																																					